

S.1/2 5-38S-19E. SHT.NO. 332

SEC. COR. 591

SEC. COR. 494

BM 337A

N. 1/2 7-38S-19E. SHT. NO. 335





BM 337

N. 1/2 9-38S-19 SHT. NO. 339

S1/2 8-38S-19E. SHT. NO. 338



LEGEND:

-  County Section Corner Monument
-  County Bench Mark
-  Permanent Ref. Mon. for Subs.
-  Subdivision Index Number

REVISIONS		
DATE	DESCRIPTION	
MAR 1987	ADDED BM 337A	RJJ
FEB 1987	ADDED B.M. 337	C.M.C.

SARASOTA COUNTY, FLORIDA

Scale: 1" = 200' Date: FEB. 1987

Drawn By: C.C.

N.1/2 SECTION 8,
TWP. 38S, RNG. 19E.

Sheet No.

337