



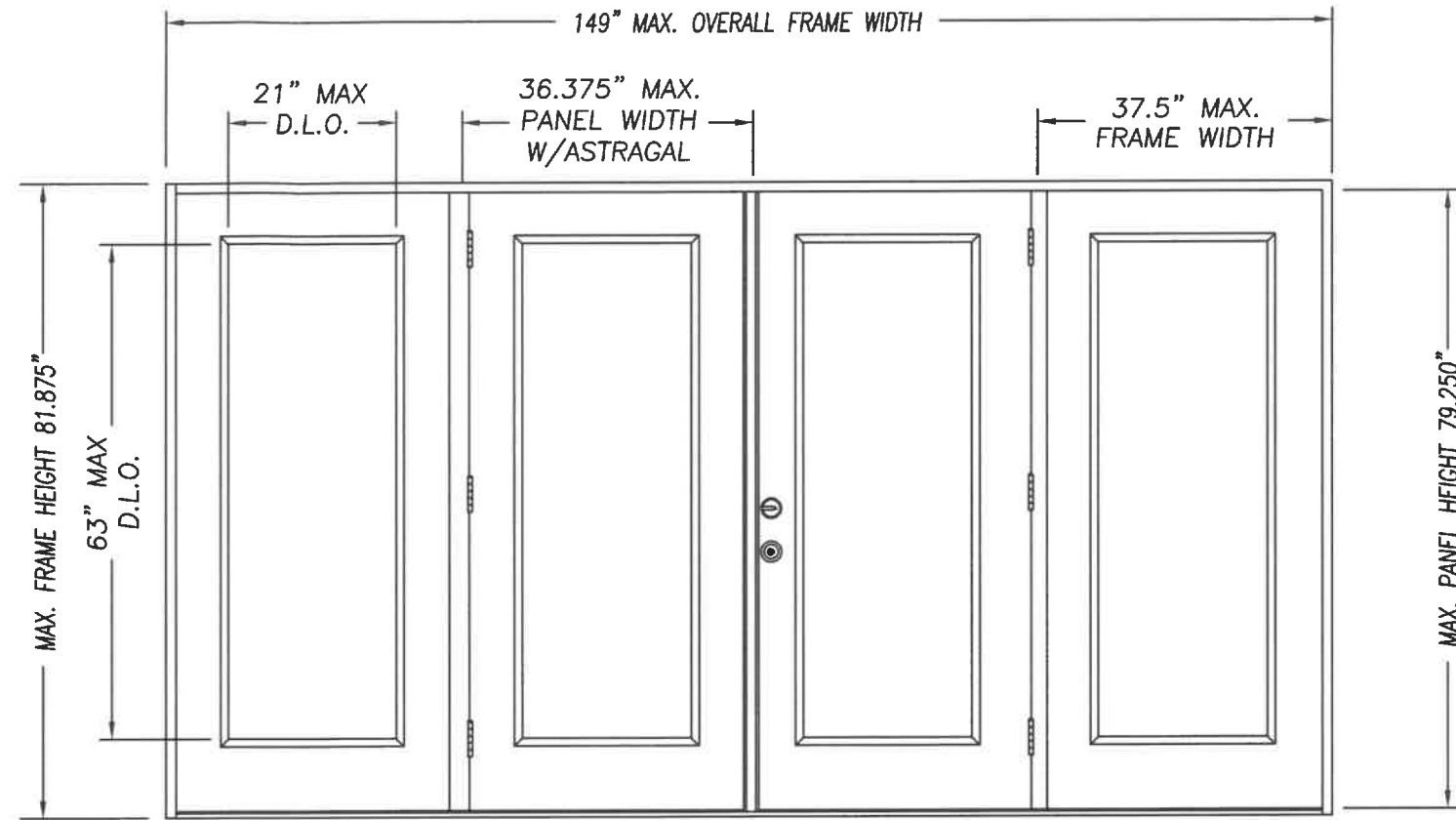
**HPC WOOD-EDGE STEEL DOOR UNIT
6'-8" DOUBLE DOOR WITH / WITHOUT SIDELITES**

GENERAL NOTES

- EVALUATED FOR USE IN LOCATIONS ADHERING TO THE FLORIDA BUILDING CODE AND WHERE PRESSURE REQUIREMENTS AS DETERMINED BY ASCE 7, MINIMUM DESIGN LOADS FOR BUILDINGS AND OTHER STRUCTURES, DOES NOT EXCEED THE DESIGN PRESSURES LISTED.
- WHEN INSTALLED IN THE HIGH VELOCITY HURRICANE ZONE (HVHZ), HURRICANE PROTECTIVE SYSTEM (SHUTTERS) IS REQUIRED.
- WHEN INSTALLED IN THE WIND-BORNE DEBRIS REGION, HURRICANE PROTECTIVE SYSTEM (SHUTTERS) IS REQUIRED.
- POLYURETHANE CORE FLAME SPREAD INDEX OF 50 AND SMOKE DEVELOPED INDEX OF 60 PER ASTM E84.
- PLASTICS TESTING:

TEST DESCRIPTION	DESIGNATION	LITE FRAME
SELF IGNITION TEMP	ASTM D1929	740 °F > 650 °F
RATE OF BURNING	ASTM D635	0.77 IN/MIN
SMOKE DENSITY	ASTM D2843	13.4%
TENSILE STRENGTH*	ASTM D638	7.1% DIFF

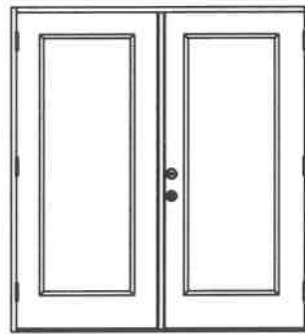
* COMPARATIVE TENSILE STRENGTH AFTER WEATHERING 4500 HOURS XENON ARC METHOD 1
- DOOR SLABS MUST BE STAMPED "HPC" ON TOP RAIL.



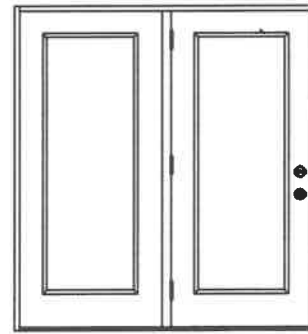
DOUBLE DOOR UNIT W/SIDELITES



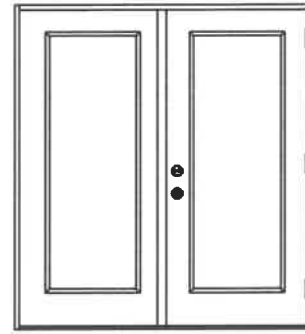
SINGLE DOOR UNIT



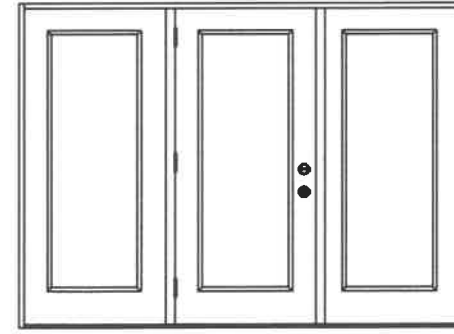
DOUBLE DOOR UNIT



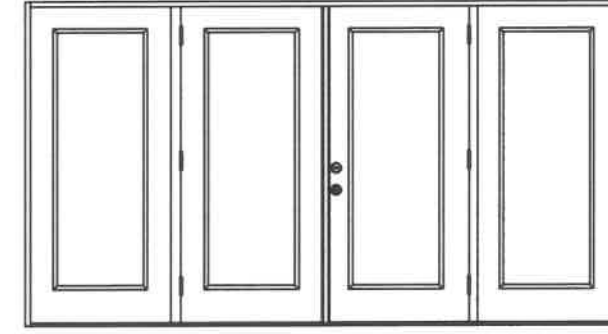
SINGLE DOOR UNIT WITH SIDELITE



SINGLE DOOR UNIT WITH SIDELITE



SINGLE DOOR UNIT W/SIDELITES



DOUBLE DOOR UNIT W/SIDELITES

CONFIG	MAX WIDTH	DESIGN PRESSURE RATING (1:1 OVERHANG OR WHERE NO WATER REQUIRED)		WHERE WATER INFILTRATION PERFORMANCE IS REQUIRED TO BE 15% OF DESIGN PRESSURE					
		INSWING	OUTSWING	BUMPER O/S	Z-SERIES O/S	HIGH DAM O/S	T4 O/S	HP O/S	
X	37.5"	+50.0 / -50.0	+50.0 / -50.0	+20.0 / -20.0	+30.0 / -30.0	+50.0 / -50.0	+50.0 / -50.0	+50.0 / -50.0	
XX	74"	+50.0 / -50.0	+50.0 / -50.0	+20.0 / -20.0	+30.0 / -30.0	+50.0 / -50.0	N/A	N/A	
OX or XO	75"	+50.0 / -50.0	+50.0 / -50.0	+20.0 / -20.0	+30.0 / -30.0	+50.0 / -50.0	N/A	N/A	
OXO	112.5"	+50.0 / -50.0	+50.0 / -50.0	+20.0 / -20.0	+30.0 / -30.0	+50.0 / -50.0	N/A	N/A	
OXXO	149"	+50.0 / -50.0	+50.0 / -50.0	+20.0 / -20.0	+30.0 / -30.0	+50.0 / -50.0	N/A	N/A	

MASONITE INTERNATIONAL CORP.
1955 POWIS ROAD
WEST CHICAGO, IL 60185

PRODUCT: EXTERIOR DOOR PRODUCT*
DOUBLE 6'8" GLAZED
WOOD-EDGE STEEL DOOR
PART OR ASSEMBLY:
TYPICAL ELEVATIONS
& GENERAL NOTES

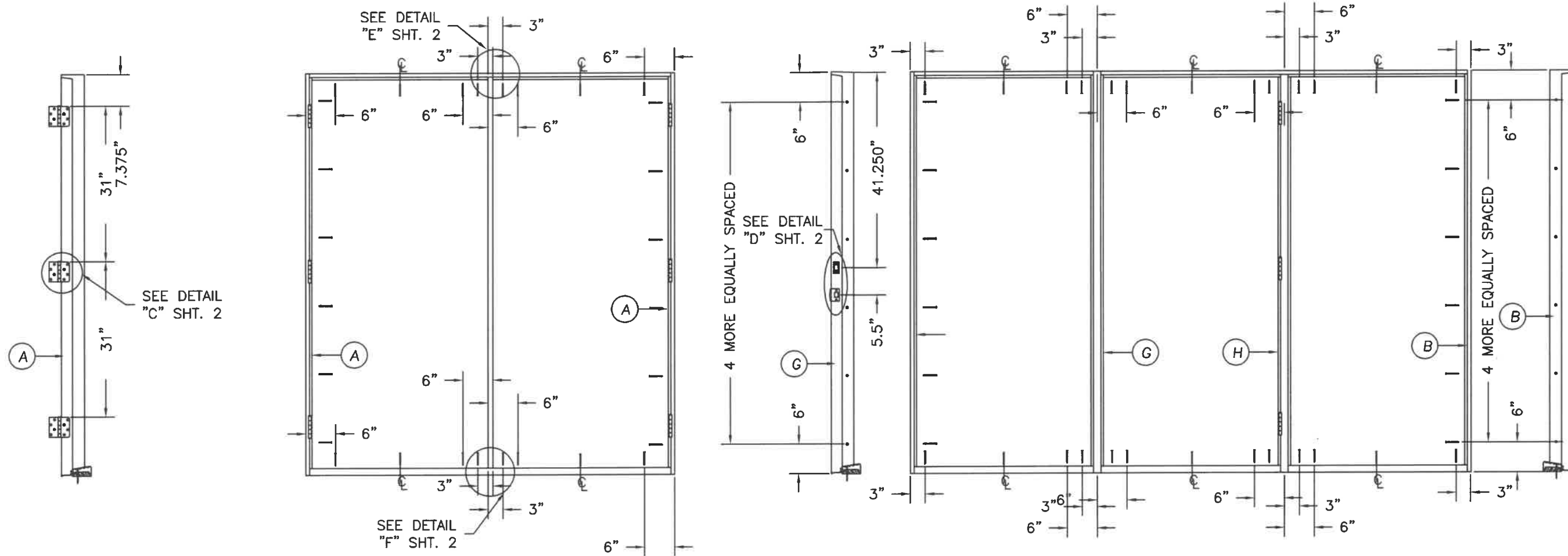
NO.	DATE	REVISIONS
B	7/18/20	MISC EDITS
A	4/6/18	ADDED THRESHOLDS



KURT BALTHAZOR
FLORIDA P.E.
#56533

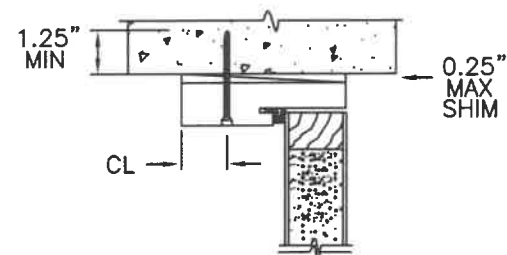
TABLE OF CONTENTS	
SHEET #	DESCRIPTION
1	TYPICAL ELEVATIONS & GENERAL NOTES
2	ANCHORING LOCATIONS & DETAILS
3	ANCHORING LOCATIONS & DETAILS

DATE: 5/26/17
SCALE: N.T.S.
DWG. BY: SWS
CHK. BY:
DRAWING NO.:
DWG-MA-FL0212-17
SHEET 1 OF 3

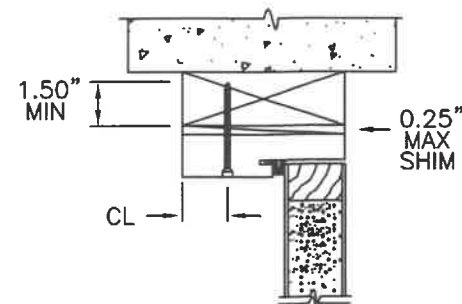


ATTACHMENT DETAIL

1. ANCHOR ANALYSIS FOR LOADING CONDITIONS PREPARED, SIGNED AND SEALED BY ROBERTO LOMAS, PE (FLORIDA #62514) WITH THE LOWEST (LEAST) FASTENER RATING FROM THE DIFFERENT FASTENERS BEING CONSIDERED FOR USE. JAMB, HEAD, AND THRESHOLD FASTENERS ANALYZED FOR THIS UNIT INCLUDE #10 WOOD SCREWS OR 1/4" TAPCONS. A PHYSICAL SHIM MUST BE PLACED IN SHIM SPACE AT EACH ANCHOR LOCATION. TAPCON EDGE DISTANCE MIN 2-1/2". WOOD SCREW EDGE DISTANCE MIN 3/4".
2. THE WOOD SCREW SINGLE SHEAR DESIGN VALUES COME FROM ANSI/AF&PA NDA FOR SOUTHERN PINE LUMBER AND ACHIEVEMENT OF 1-1/2" MINIMUM EMBEDMENT. THE TAPCON MUST ACHIEVE MINIMUM EMBEDMENT OF 1-1/4".
3. WOOD BUCKS BY OTHERS MUST BE ANCHORED PROPERLY TO TRANSFER LOADS TO STRUCTURE.
4. MINIMUM DESIGN VALUE STRENGTH OF ANCHORS 155 LBS.



TYPICAL MASONRY ANCHOR INSTALLATION

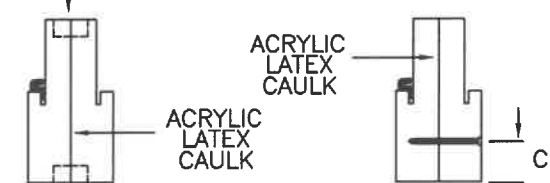


TYPICAL WOOD BUCK ANCHOR INSTALLATION

HARDWARE SCHEDULE

1. KWIKSET SERIES 400 GRADE 3 CYLINDRICAL LATCH AND SERIES 980 GRADE 1 DEADLOCK HARDWARE TO BE INSTALLED AT 5-1/2" CENTERLINE.
2. 4" X 4" FULL MORTISE BUTT HINGES.

1"X1/2" CORRUGATED 3" FROM EACH END AND 7" OC #10X2" WOOD SCREW 6" FROM EACH END AND 12" OC



(3) #10X2-1/2" WOOD SCREWS EACH END



INTEGRAL WOOD MULLION (CHS)

PRODUCT:	"EXTERIOR DOOR PRODUCT" 6'-8" WOOD-EDGE STEEL GLAZED DOUBLE DOOR UNIT
PART OR ASSEMBLY:	ANCHORING LOCATIONS & DETAILS
NO.	B
DATE	7/18/20
ADDED THRESHOLDS	A
ANCHOR CORRECTION	SWS
REVISIONS	BY
	SWS

DATE:	5/26/17
SCALE:	N.T.S.
DWG. BY:	SWS
CHK. BY:	
DRAWING NO.:	DWG-MA-FLO212-17
SHEET	3 OF 3