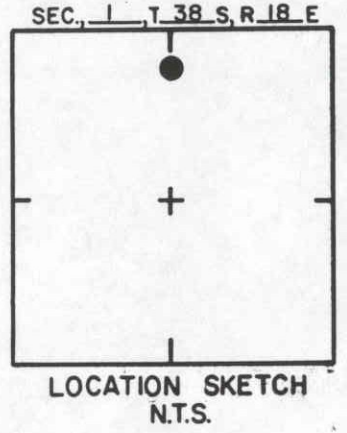

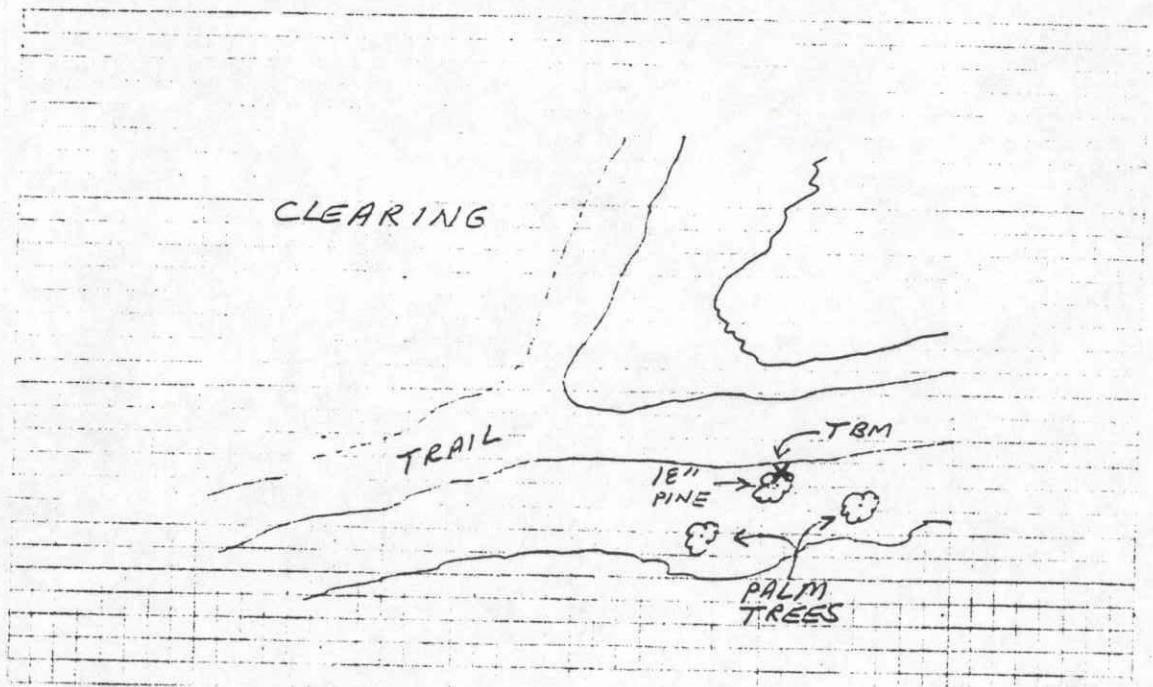


TO REACH THE MARK FROM NORTH 1/4 CORNER SECTION 1;
 GO SOUTH ± 800' TO TBM. TBM IS 400'
 NAIL IN N. FACE 18" PINE



SARASOTA COUNTY TRANSPORTATION DEPARTMENT ENGINEERING DIVISION			
BENCH MARK DATA SHEET			ELEV. 19,28
DATE DRAWN: 2-3-87		BY: RJJ	
REF: SWFWMD HFH 184 DATE 1Q/81			BM. NO. 138
REVISIONS			ELEV. BASED ON B.M. NO. NOS

DATE	TYPE	FB. PG.	BY
REVISIONS			