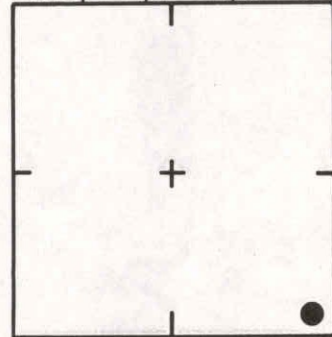
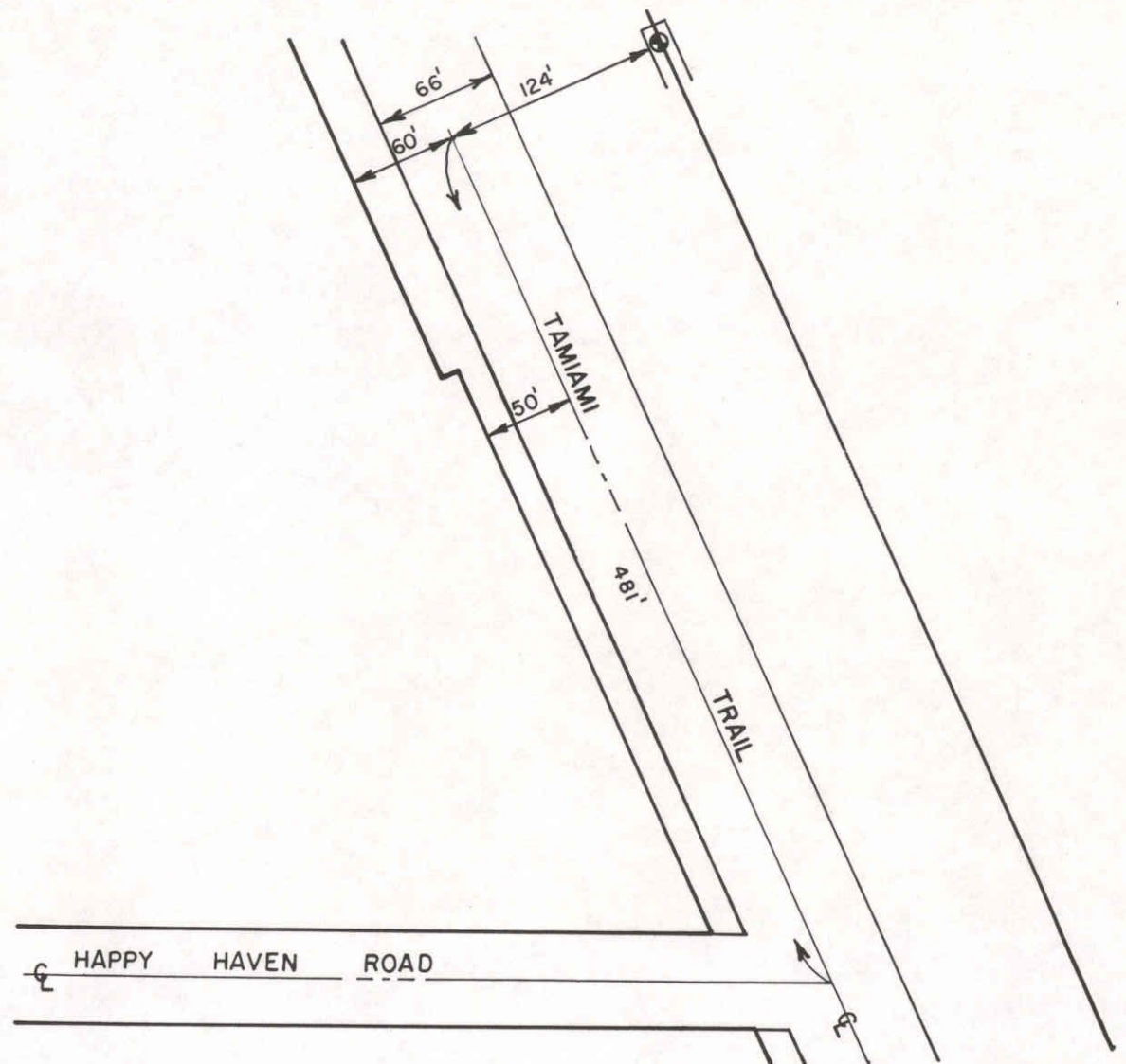




SEC. 10, T. 38 S, R. 18 E

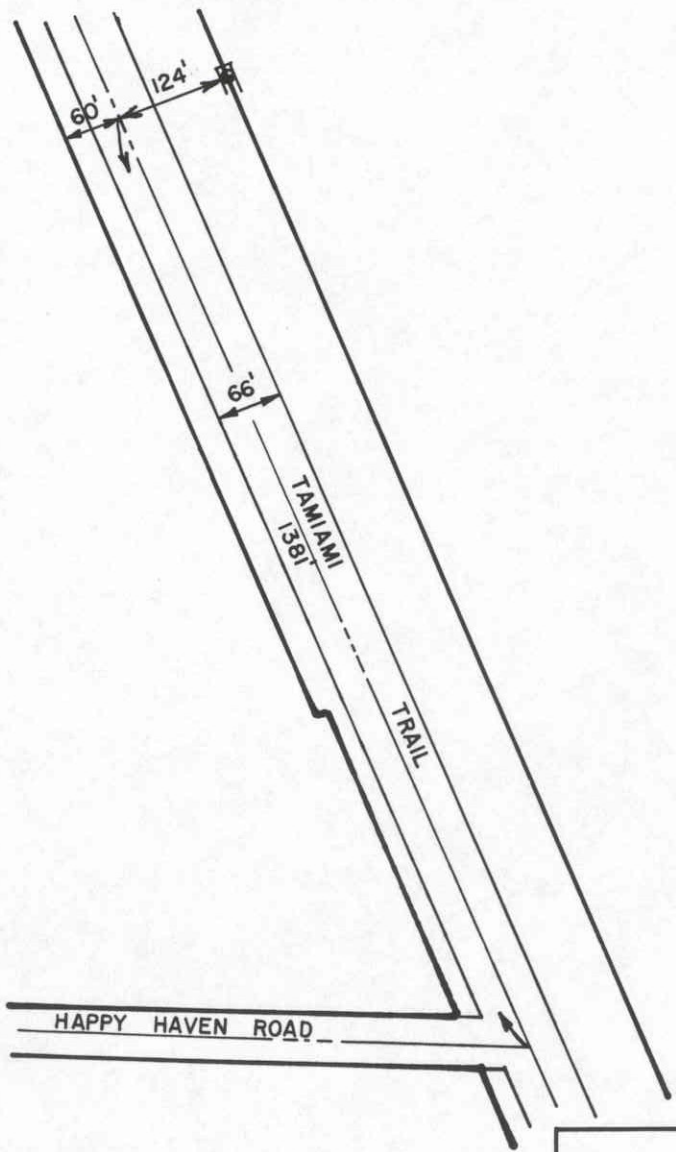


LOCATION SKETCH
N.T.S.



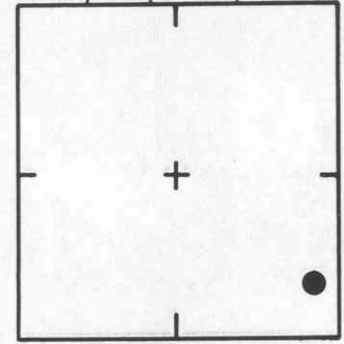
SARASOTA COUNTY
TRANSPORTATION DEPARTMENT
ENGINEERING DIVISION

| | | | | |
|------------------|------|----------------------------------|---------|-------------------------|
| | | BENCH MARK DATA SHEET | | ELEV. |
| | | | | 16.20' |
| | | DATE DRAWN: 6/5/85 | BY: RJJ | BM. NO. |
| DATE | TYPE | FB. PG. | BY | REF: FB. PG. DATE |
| REVISIONS | | | | 148A |
| | | | | ELEV. BASED ON USC & GS |



SCALE: NTS

SEC. 10 T. 38 S. R. 18 E



LOCATION SKETCH
N.T.S.

SARASOTA COUNTY
TRANSPORTATION DEPARTMENT
ENGINEERING DIVISION

**BENCH MARK
DATA SHEET**

ELEV.

15.85'

BM. NO.

148B

DATE DRAWN: 6/5/85 BY: RJJ

| | | | | | | |
|------|------|----------|----|-----------|-----|------|
| DATE | TYPE | F.B. PG. | BY | REF: F.B. | PG. | DATE |
|------|------|----------|----|-----------|-----|------|

REVISIONS

ELEV. BASED ON USC & GS