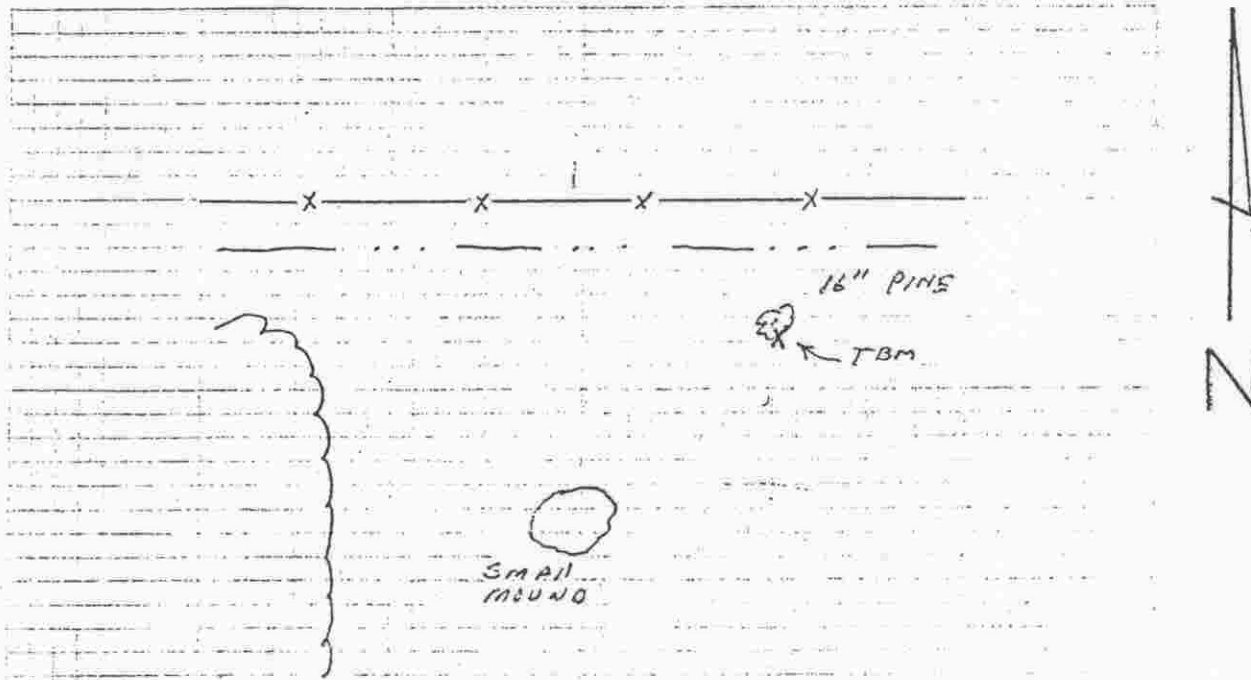
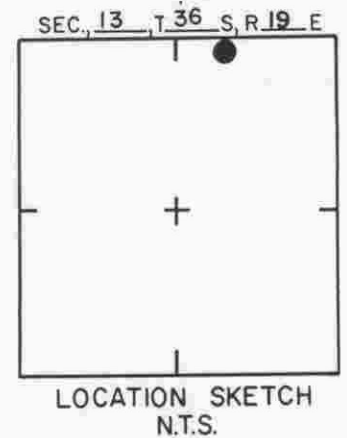
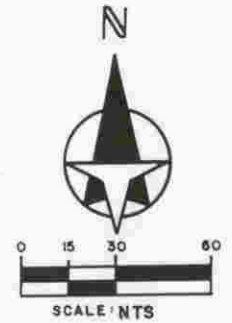


TO REACH THE MARK FROM NORTH 1/4 COR SEC 13;
 GO E ± 300' TO TBM. TBM IS 60 D
 NAIL IN S. FACE 16" LONE PINE



SARASOTA COUNTY TRANSPORTATION DEPARTMENT ENGINEERING DIVISION			
BENCH MARK DATA SHEET			ELEV. 48.80
DATE DRAWN: 3-9-87		BY: RJJ	
REF: SWFWMD GWL 166 DATE 12/80			BM. NO. 203
ELEV. BASED ON B.M. NO. NOS			

DATE	TYPE	FB. PG.	BY
REVISIONS			