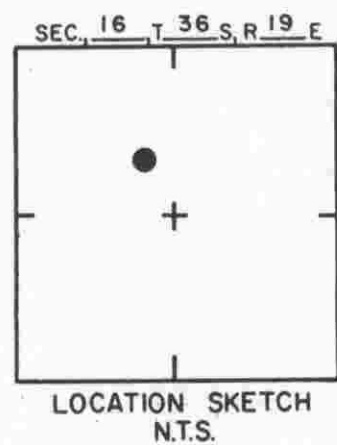
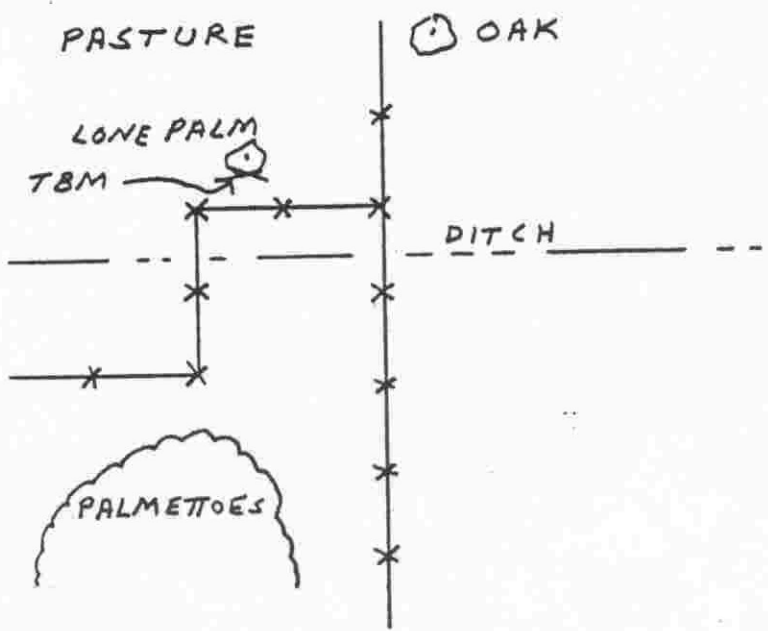
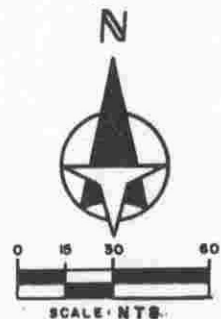


TO REACH THE MARK FROM CENTER SEC 16;
GO NW ± 500' TO TBM. TBM IS 60 0
NAIL IN S. FACE LONE PALM.



SARASOTA COUNTY TRANSPORTATION DEPARTMENT ENGINEERING DIVISION			
BENCH MARK DATA SHEET			ELEV. 33,98
DATE DRAWN: 3-3-87		BY: RJJ	
REF: SWFWMD GWL 158			DATE 12/80
ELEV. BASED ON B.M. NO. NOS			209

DATE	TYPE	F.B. PG.	BY
REVISIONS			