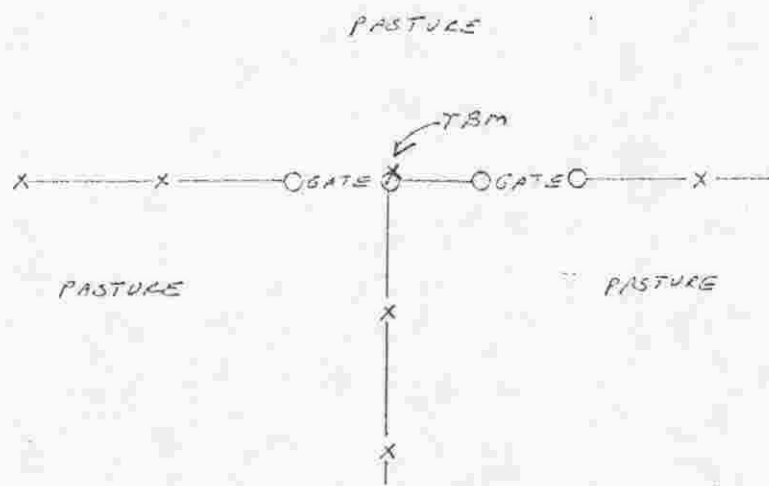
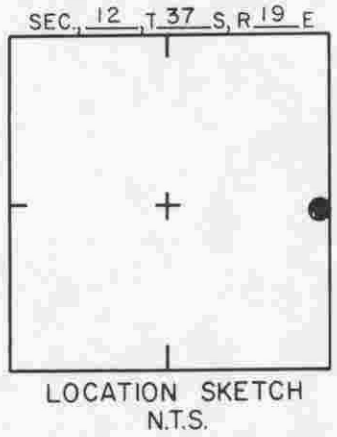
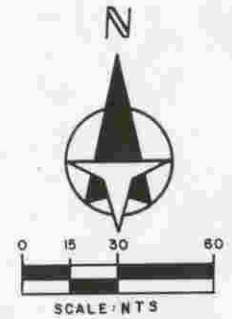


TO REACH THE MARK FROM NEAR EAST 1/4 COR SEC 12;  
 TBM IS 50.0 NAIL IN N. FACE FENCE CORNER  
 POST.



SARASOTA COUNTY TRANSPORTATION DEPARTMENT ENGINEERING DIVISION			
4/88 Elev. Adjusted from 39.44 to 39.26' RJJ			ELEV. 39.26'
BENCH MARK DATA SHEET			BM. NO. 274
DATE	TYPE	FB. PG.	BY
REF: SWFWMD GWL 178			DATE 12/80
REVISIONS			ELEV. BASED ON BM. NO. NOS