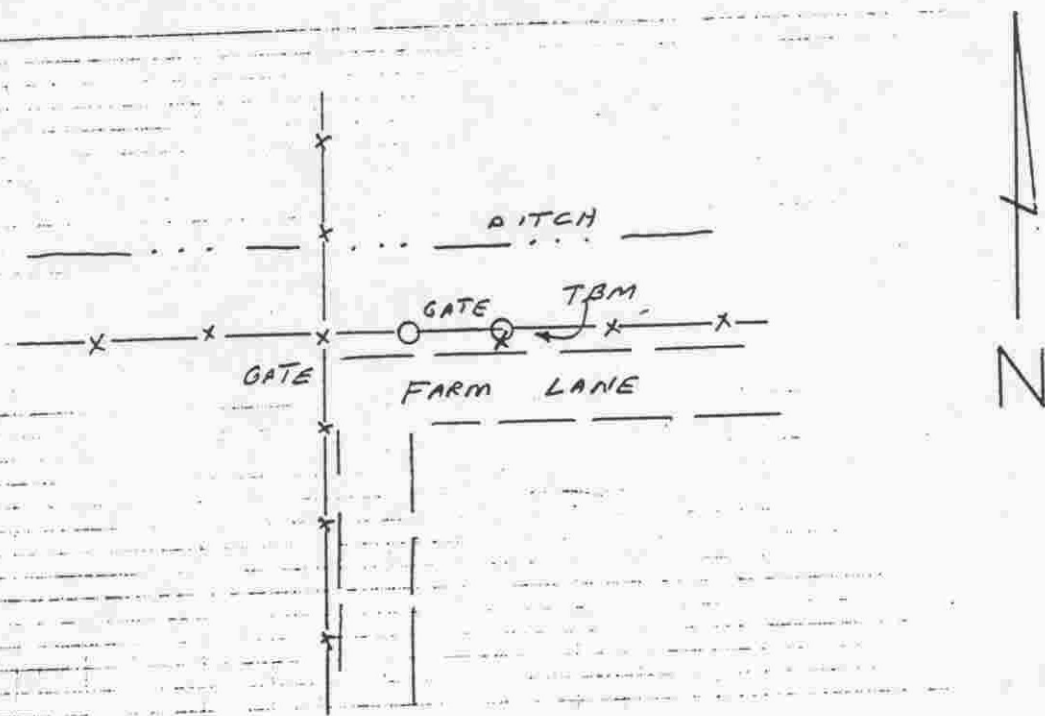
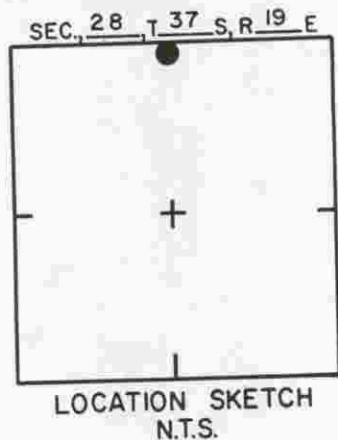



TO REACH THE MARK FROM AT N 1/4 COR SEC 28;  
 TBM IS 60 Ø NAIL IN S. FACE GATE POST.



**SARASOTA COUNTY**  
 TRANSPORTATION DEPARTMENT  
 ENGINEERING DIVISION

**BENCH MARK  
 DATA SHEET**

ELEV.

25.61'

BM. NO.

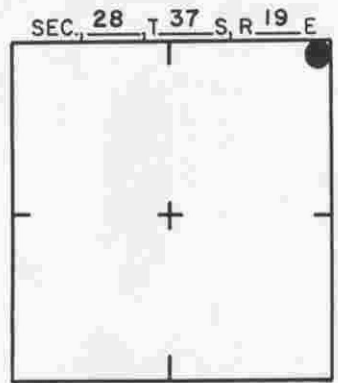
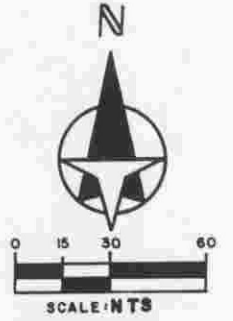
305

DATE DRAWN: 2-10-87 BY: RJJ  
 REF: SWFWMD GWL 136 DATE 11/80

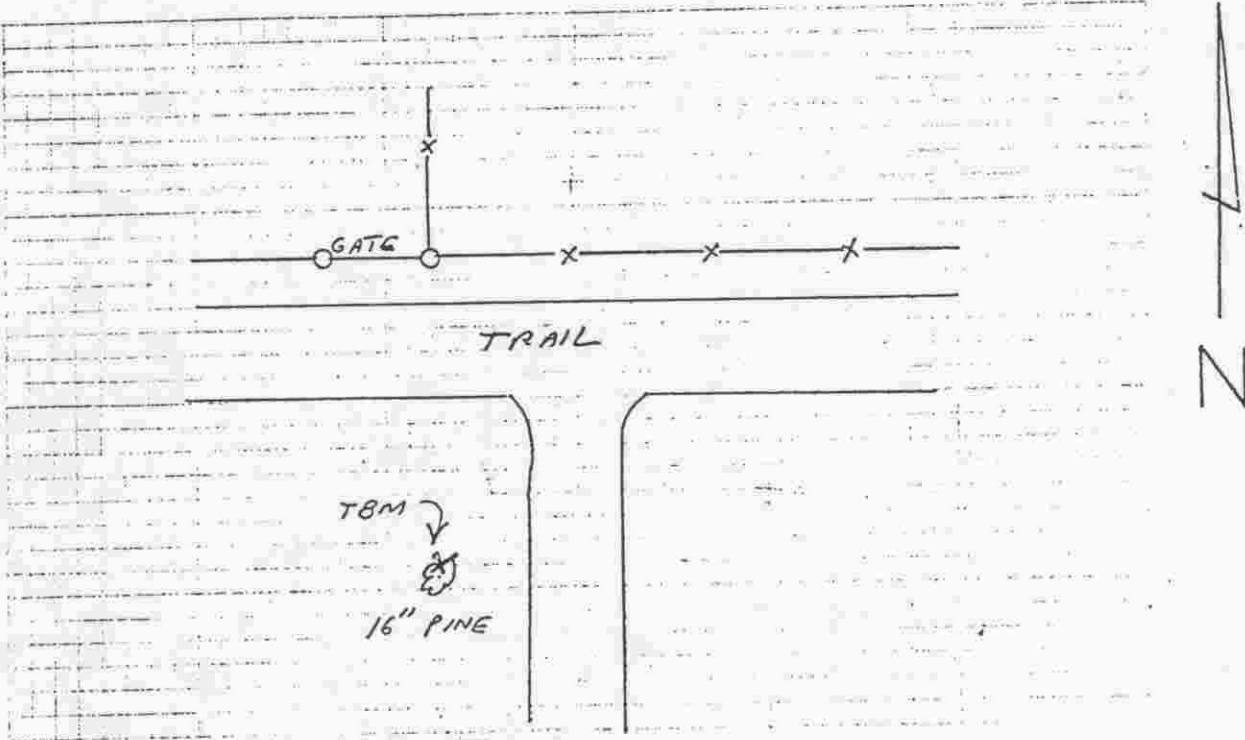
ELEV. BASED ON B.M. NO. NOS

DATE	TYPE	FB. PG.	BY
REVISIONS			

TO REACH THE MARK FROM AT DIE COR SEC 28;  
TBM IS 60 D NAIL IN N. FACE 16" PINE.



LOCATION SKETCH  
N.T.S.



<b>SARASOTA COUNTY</b> TRANSPORTATION DEPARTMENT ENGINEERING DIVISION			
<b>BENCH MARK DATA SHEET</b>			ELEV. <b>24.60</b>
DATE DRAWN: <b>2/27/87</b>		BY: <b>RJJ</b>	
REF: <b>SWFWMD GWL 141</b>		DATE: <b>11/80</b>	
ELEV. BASED ON B.M. NO. NOS			<b>305A</b>

DATE	TYPE	FB. PG.	BY
REVISIONS			