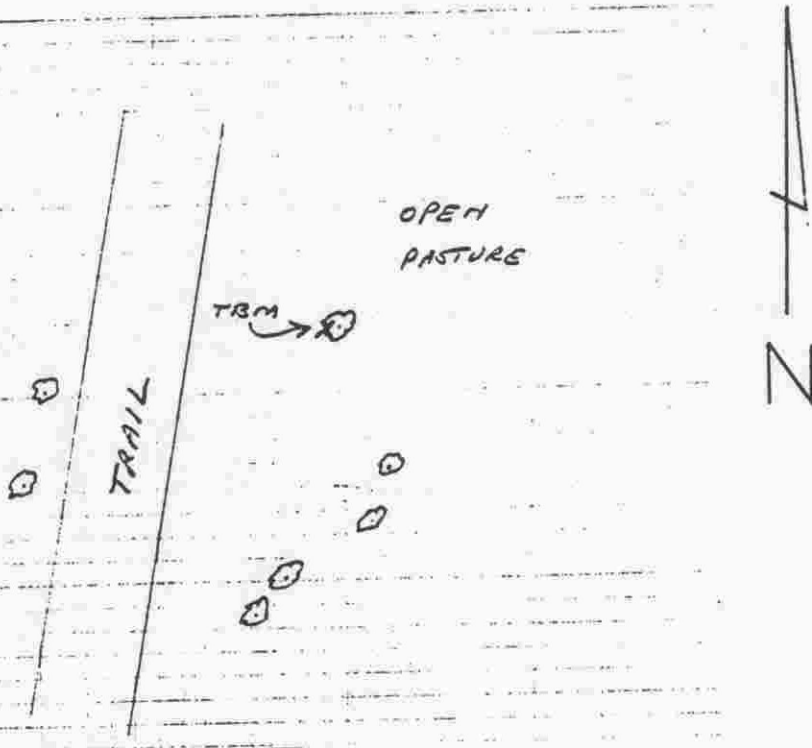
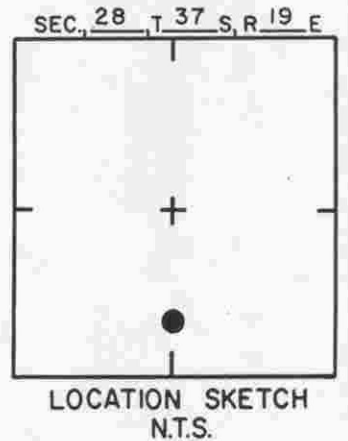
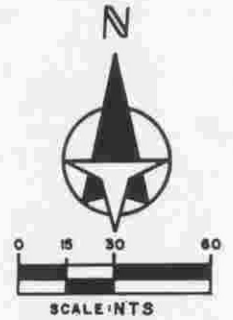


TO REACH THE MARK FROM SOUTH 1/4 COR SEC 28;
 GO N ± 600' TO TBM. TBM IS 60 0
 NAIL IN W. FACE PINE TREE



SARASOTA COUNTY
 TRANSPORTATION DEPARTMENT
 ENGINEERING DIVISION

**BENCH MARK
 DATA SHEET**

ELEV.
 23,70'

DATE DRAWN: 2-11-87 BY: RJJ

BM. NO.

DATE	TYPE	FB. PG.	BY
------	------	---------	----

REF: SWFWMD GWL 137 DATE 11/80

306

REVISIONS

ELEV. BASED ON B.M. NO. NOS