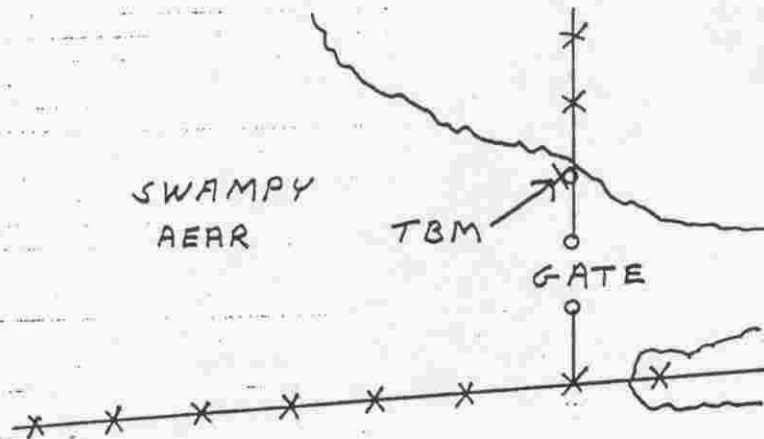
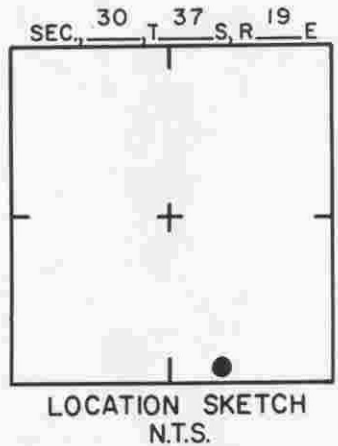



TO REACH THE MARK FROM S.  $\frac{1}{4}$  COR. SEC. 30 60 E.  $\pm$  200  
TO TBM, TBM IS A 60 D-NAIL W. SIDE  
OF FENCE POST



**SARASOTA COUNTY**  
 TRANSPORTATION DEPARTMENT  
 ENGINEERING DIVISION

**BENCH MARK  
 DATA SHEET**

ELEV.

19.02'

BM. NO.

31Q

DATE DRAWN: 2-9-87 BY: 11/80

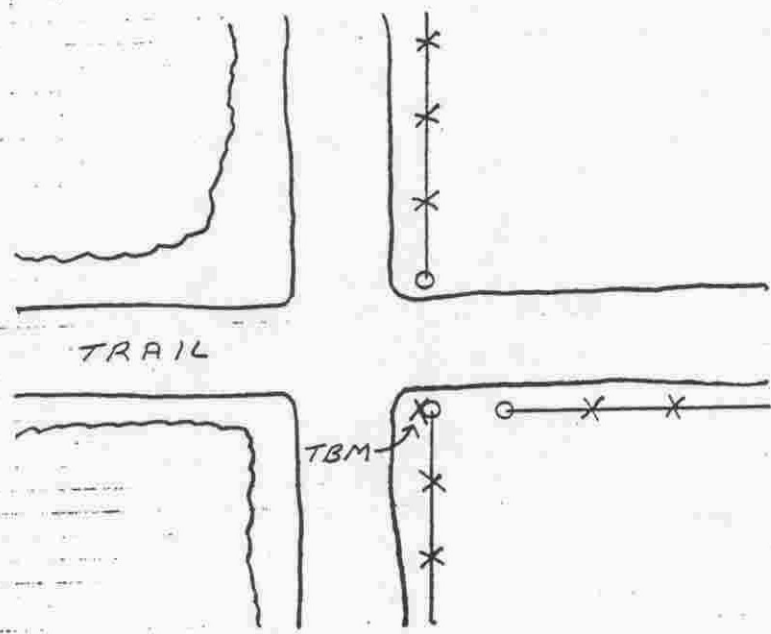
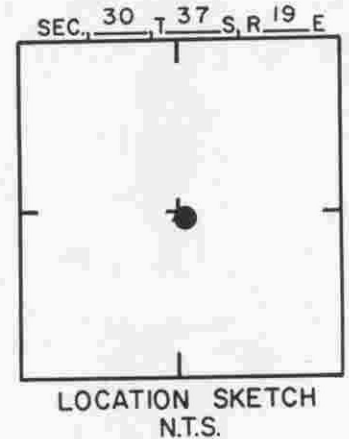
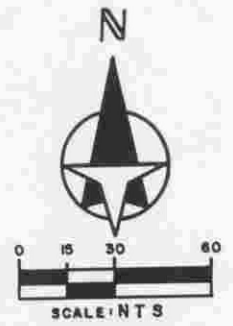
REF: SWFWMD GWL 104 DATE 11/80

ELEV. BASED ON BM. NO. NOS

DATE	TYPE	FB. PG.	BY
REVISIONS			

REVISIONS

TO REACH THE MARK FROM AT E SEC. 30, TBM IS A  
 60 D-NAIL W. SIDE OF FENCE POST



<b>SARASOTA COUNTY</b> TRANSPORTATION DEPARTMENT ENGINEERING DIVISION			
<b>BENCH MARK                  DATA SHEET</b>			ELEV. 20,82'
DATE DRAWN: 2-9-87		BY: RJJ	
REF: SWFWMD GWL 105 DATE 11/80			BM. NO. 310A
ELEV. BASED ON B.M. NO. NOS			

DATE	TYPE	FB. PG.	BY
REVISIONS			