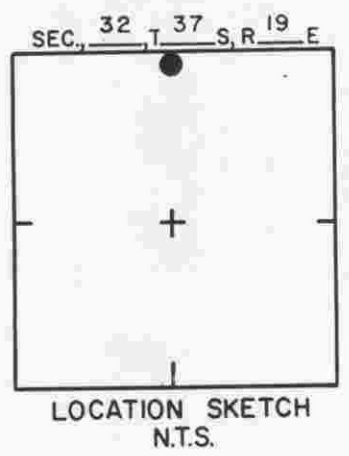
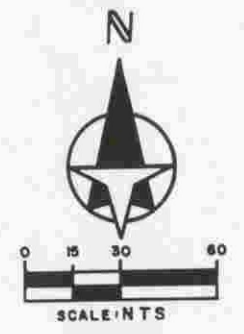
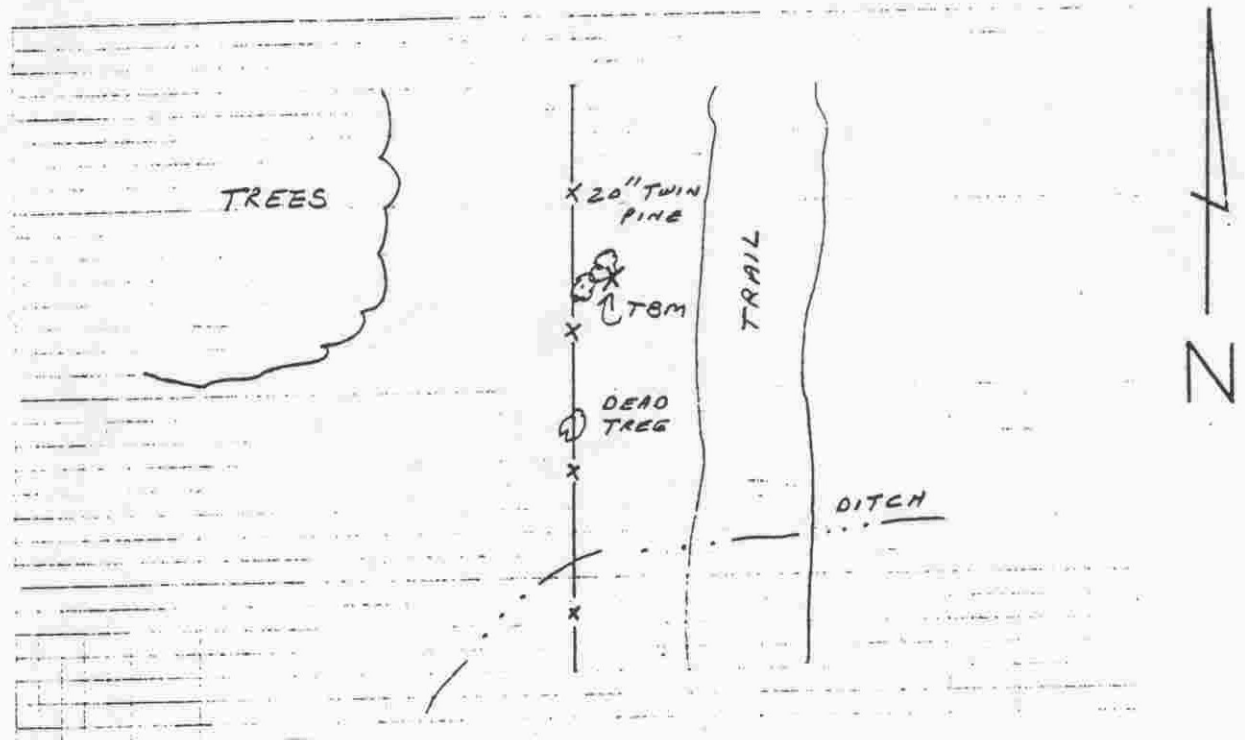


TO REACH THE MARK FROM AT N 1/4 COR SEC 32;
 TBM IS 60 D NAIL E FACE TWIN PINE.



SARASOTA COUNTY TRANSPORTATION DEPARTMENT ENGINEERING DIVISION			
BENCH MARK DATA SHEET			ELEV. 20.92'
DATE DRAWN: 2-9-87		BY: RJJ	
REF: SWFWMD GWL.112			DATE 11/80
ELEV. BASED ON B.M. NO. NOS			BM. NO. 313
REVISIONS			

DATE	TYPE	FB. PG.	BY
REVISIONS			