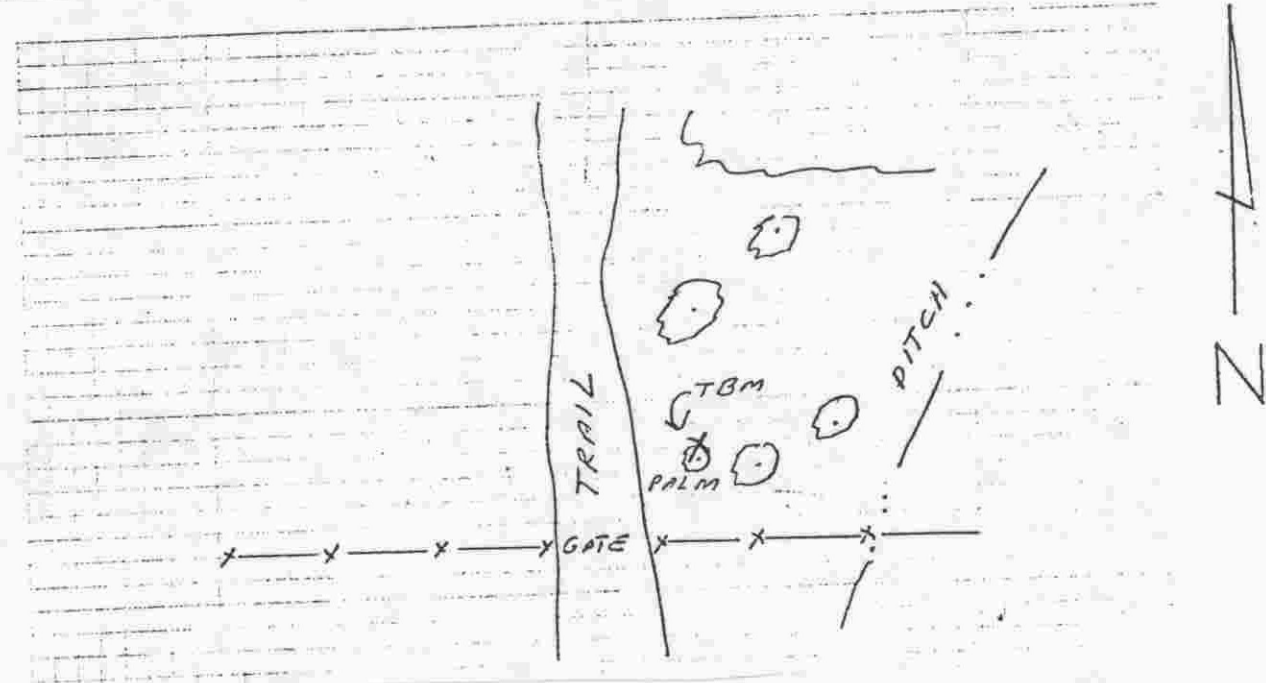
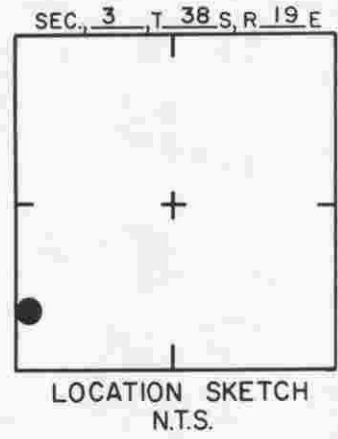
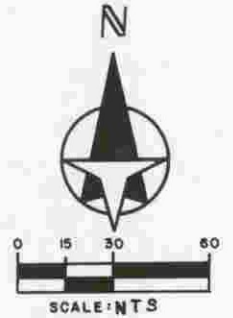


TO REACH THE MARK FROM SW COR SEC 3;
 GO N ± 700' TO TBM. TBM IS 60 D NAIL
 IN N FACE PALM TREE



SARASOTA COUNTY
 TRANSPORTATION DEPARTMENT
 ENGINEERING DIVISION

**BENCH MARK
 DATA SHEET**

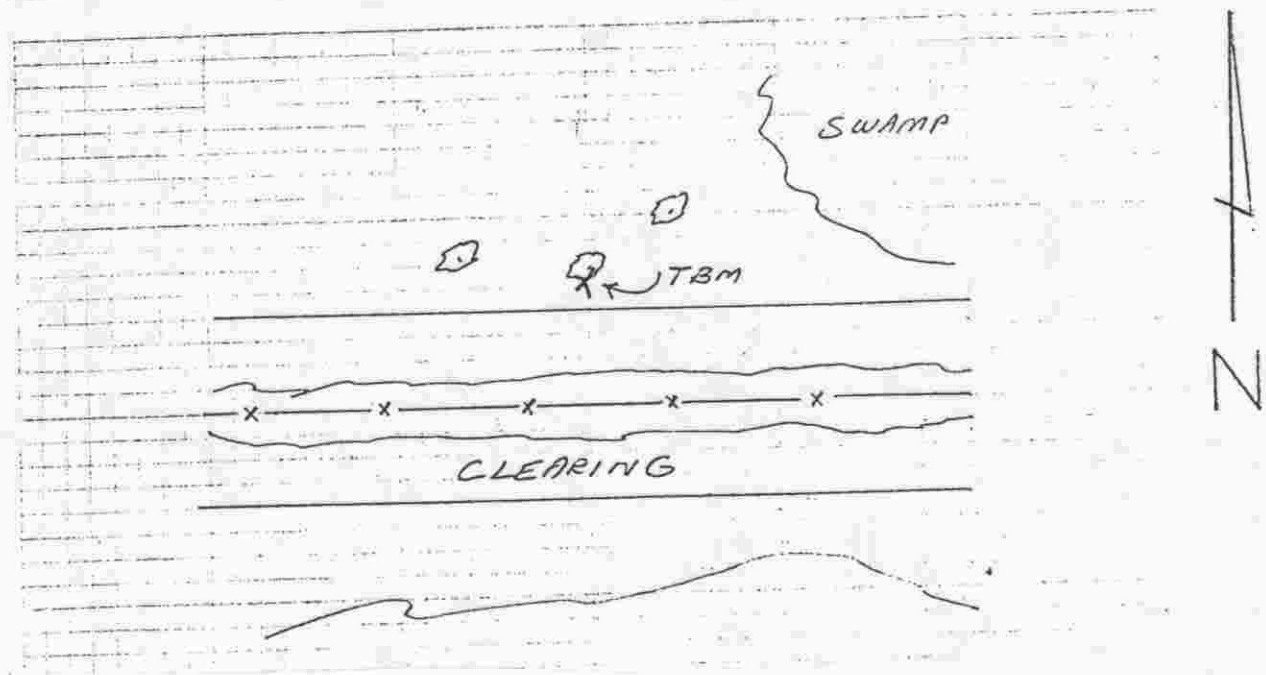
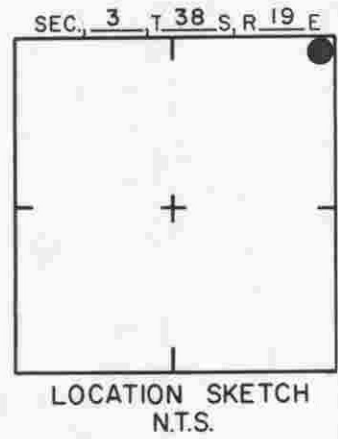
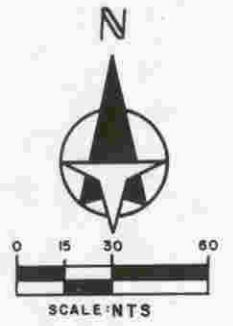
ELEV.
 18.60'
 BM. NO.
 328

DATE DRAWN: 3-2-87 BY: RJJ
 REF: SWFWMD GWL 146 DATE 11/80

DATE	TYPE	FB. PG.	BY
REVISIONS			

ELEV. BASED ON BM. NO. NOS

TO REACH THE MARK FROM NEAR S 1/4 SEC 3;
 TRM IS 60 D NAIL IN S. FACE TREE.



SARASOTA COUNTY
 TRANSPORTATION DEPARTMENT
 ENGINEERING DIVISION

**BENCH MARK
 DATA SHEET**

ELEV.
20.45

DATE DRAWN: 3-2-87 BY: RJJ
 REF: SWFWMD GWL 147 DATE 11/80

BM. NO.
328A

DATE	TYPE	FB. PG.	BY
REVISIONS			

ELEV. BASED ON BM. NO. NOS