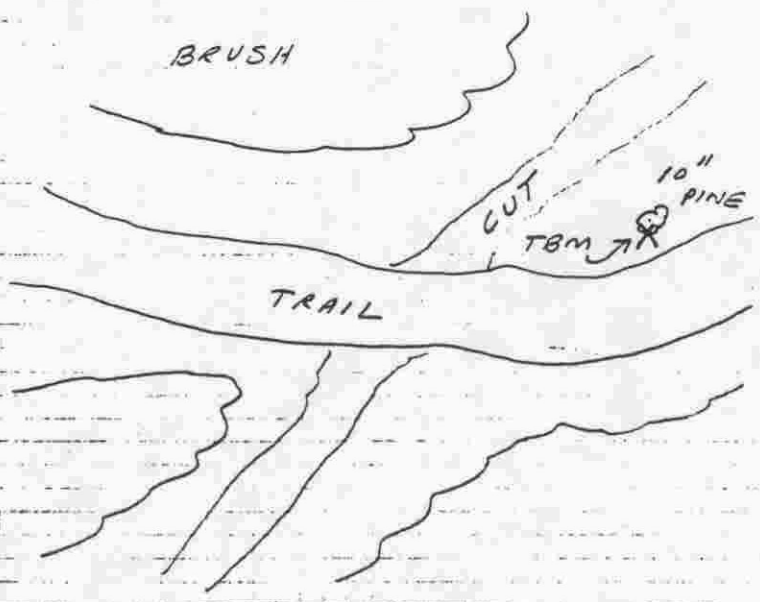
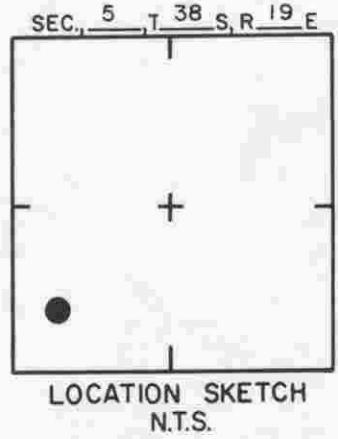
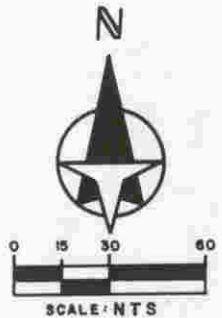


TO REACH THE MARK FROM SW COR SEC 5;
 GO N ± 800' ± E ± 300' TO TBM.
 TBM IS 60 0 NAIL IN S FACE 10" PINE.



SARASOTA COUNTY
 TRANSPORTATION DEPARTMENT
 ENGINEERING DIVISION

**BENCH MARK
 DATA SHEET**

ELEV.

18.81'

BM. NO.

332

DATE DRAWN: 2-10-87 BY: RJJ.

REF: SWFWMD GWL 120 DATE 11/80

ELEV. BASED ON BM. NO. NOS

DATE	TYPE	F.B. PG.	BY
REVISIONS			