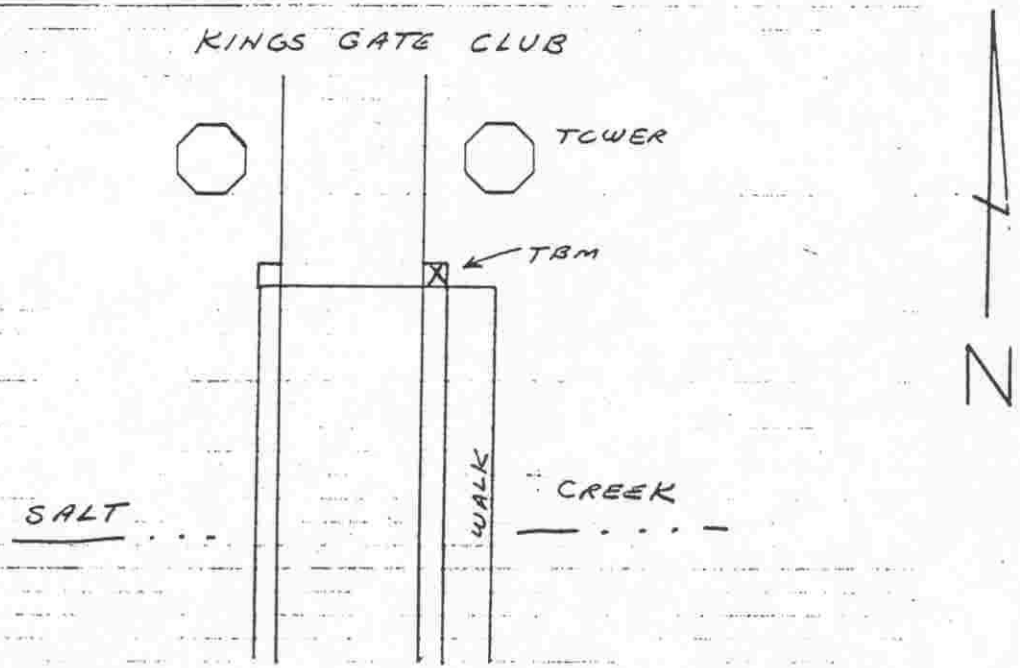
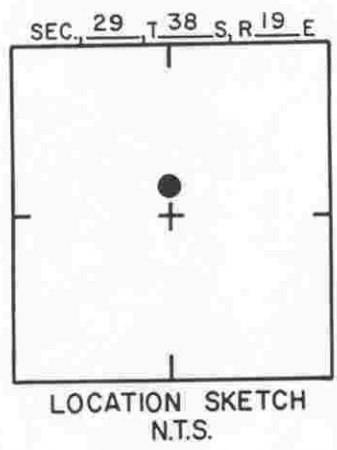



TO REACH THE MARK FROM CENTER SEC 29;
 GO N I 300 TO TBM.
 TBM IS CHISELED CROSS ON NE END BRIDGE.



SARASOTA COUNTY TRANSPORTATION DEPARTMENT ENGINEERING DIVISION				
BENCH MARK DATA SHEET				ELEV. 9.65'
DATE DRAWN: 2-9-87		BY: RJJ		BM. NO. 379
DATE	TYPE	FB. PG.	BY	REF: SWFWMD GWL 119 DATE 11/80
REVISIONS				ELEV. BASED ON B.M. NO. NOS