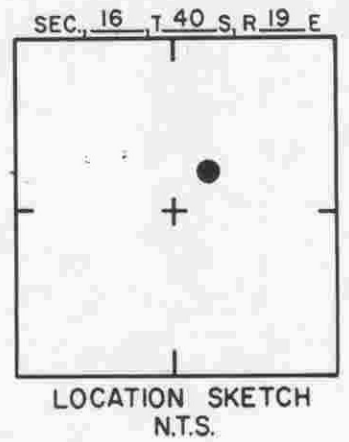

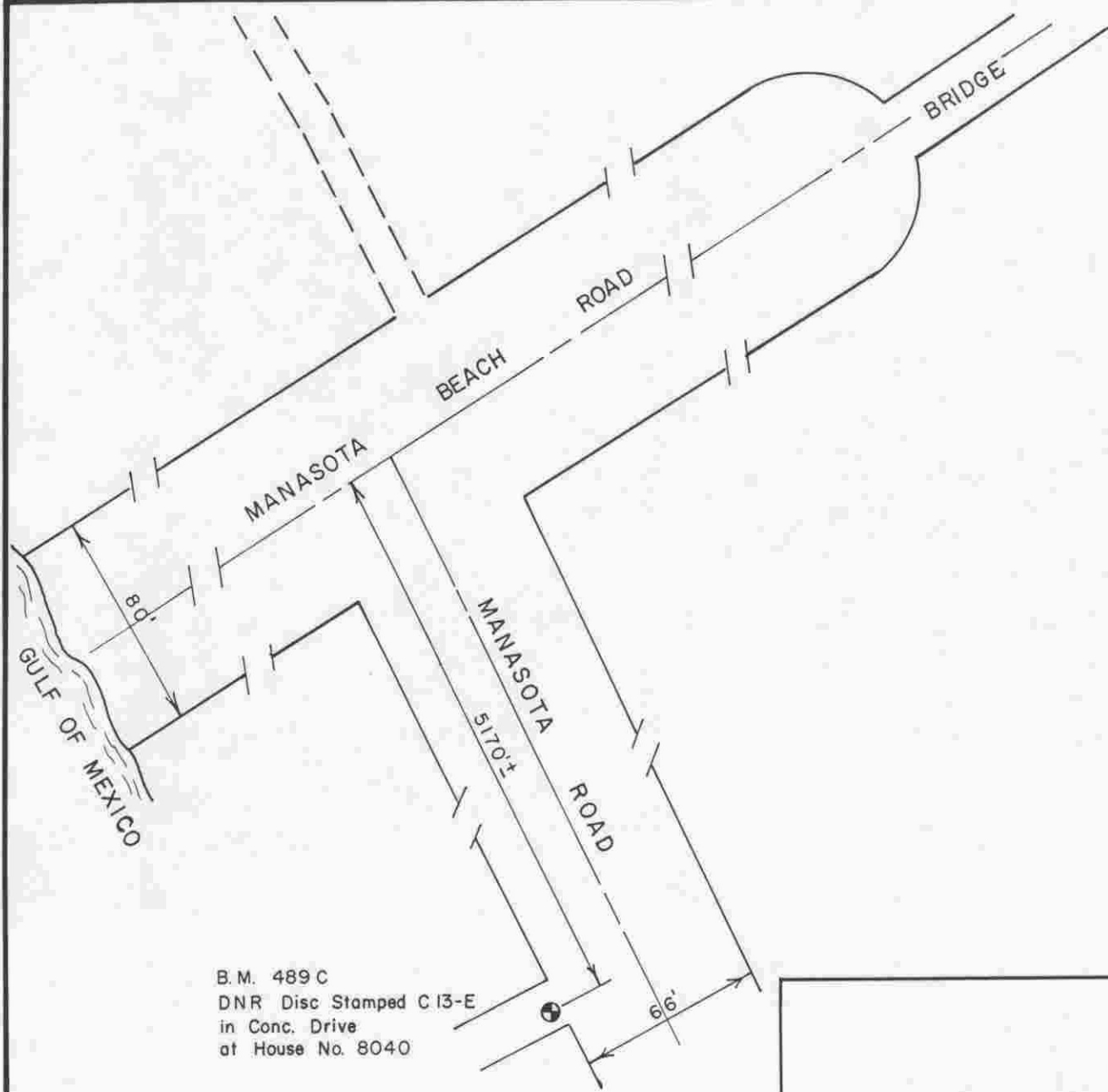


B.M. 489B
 DNR Disc Stamped C13-C
 in Conc. Drive
 at House No. 8330

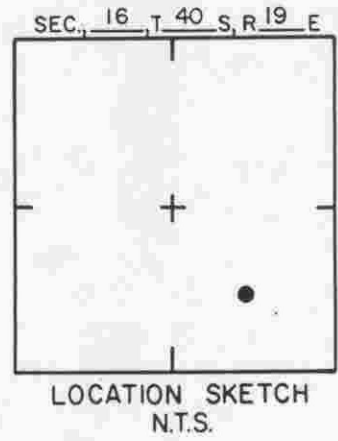
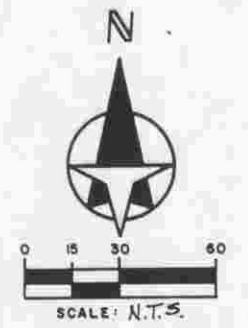


				SARASOTA COUNTY	
				TRANSPORTATION DEPARTMENT ENGINEERING DIVISION	
				BENCH MARK DATA SHEET	
				ELEV. 8.36'	
				DATE DRAWN: 6/17/86 BY: WFW	
				ELEV. BASED ON B.M. NO. 476-T	
DATE	TYPE	FB. PG.	BY	REF: FB. 264	PG. 42-72 DATE 3/14/86
REVISIONS					

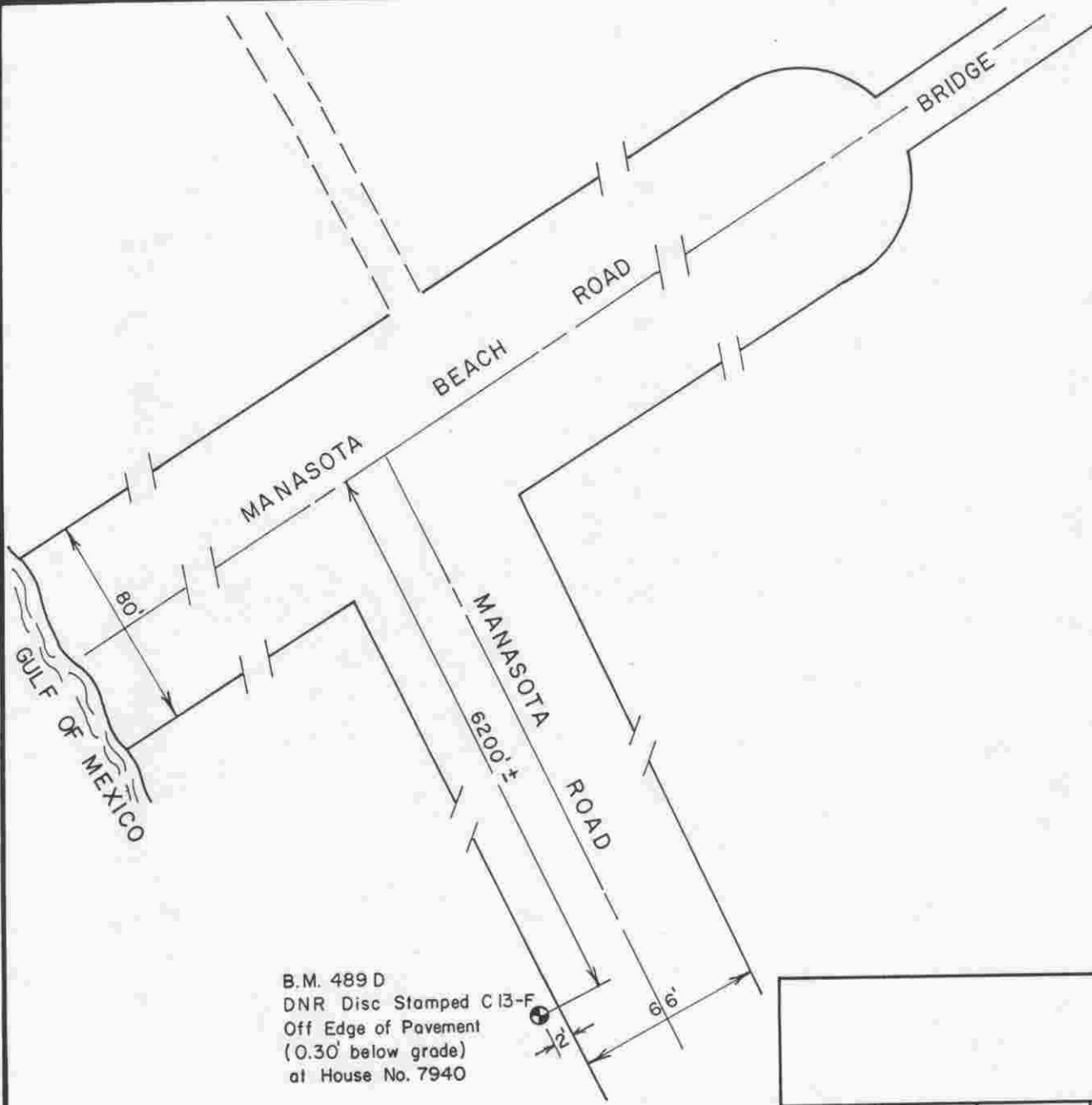
ELEV.
8.36'
BM. NO.
489 B



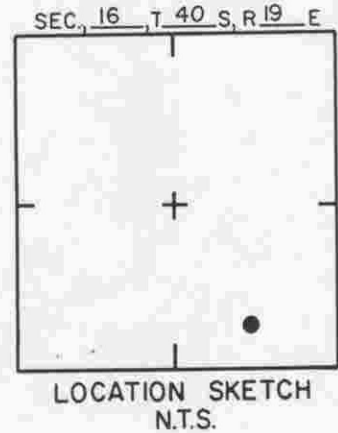
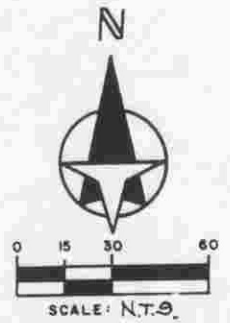
B.M. 489 C
 DNR Disc Stamped C.13-E
 in Conc. Drive
 at House No. 8040



SARASOTA COUNTY TRANSPORTATION DEPARTMENT ENGINEERING DIVISION			
BENCH MARK DATA SHEET			ELEV. 5.11'
DATE DRAWN: 6/17/86 BY: WFW			BM. NO. 489 C
DATE	TYPE	FB. PG.	BY
REF: FB. 264 PG. 42-72 DATE 3/4/86			
REVISIONS			
ELEV. BASED ON B.M. NO. 476-T			

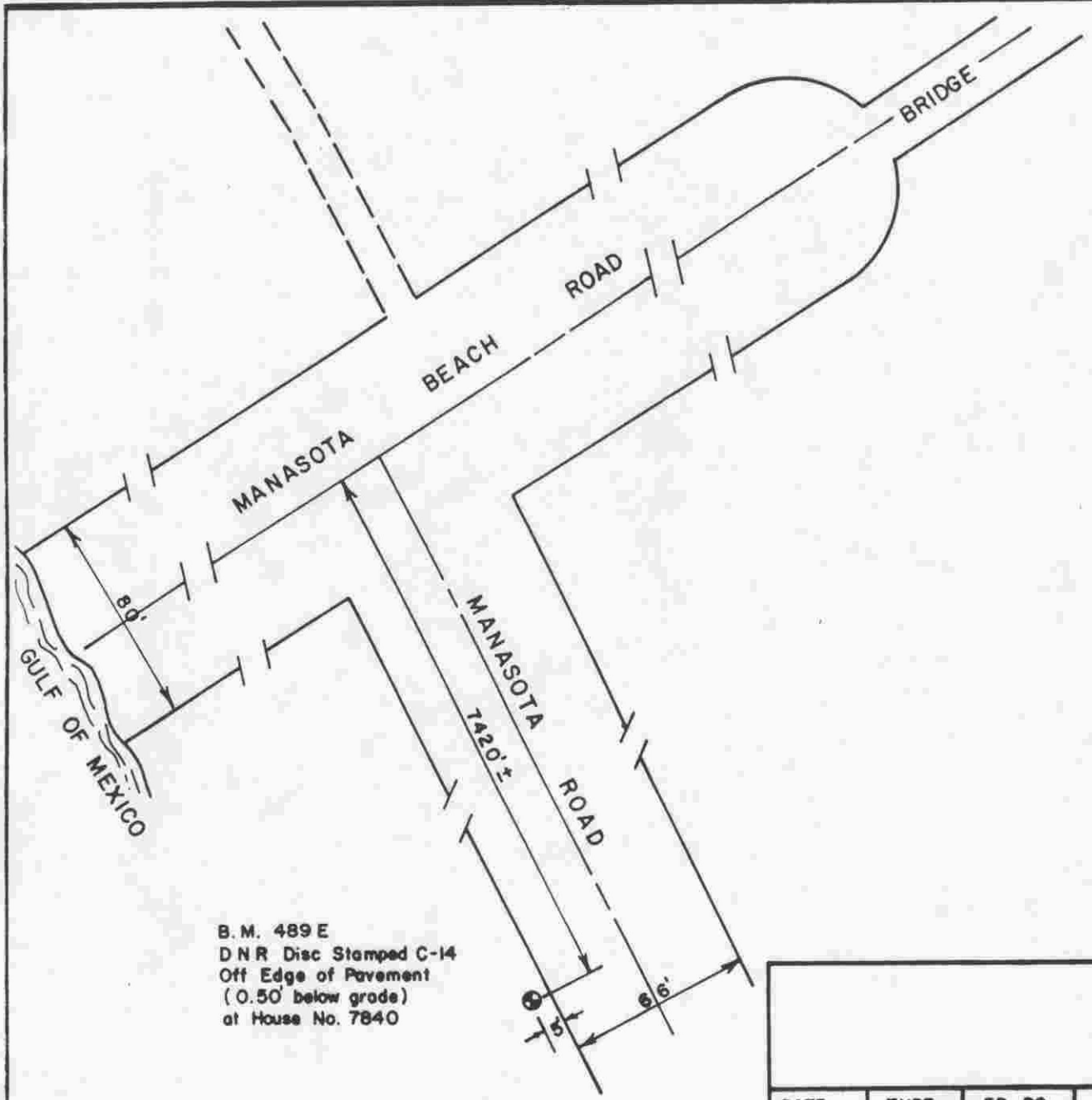


B.M. 489 D
 DNR Disc Stamped C13-F
 Off Edge of Pavement
 (0.30' below grade)
 at House No. 7940

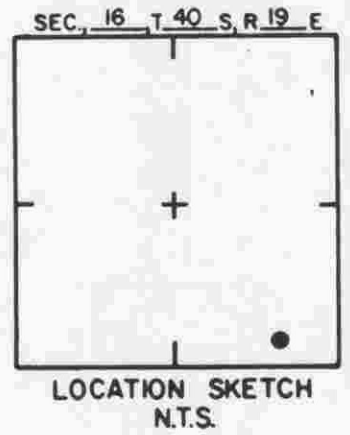


SARASOTA COUNTY			
TRANSPORTATION DEPARTMENT			
ENGINEERING DIVISION			
BENCH MARK DATA SHEET			ELEV.
			4.78'
DATE DRAWN: 6/17/86		BY: WFW	
REF: FB. 264 PG. 42-72 DATE 3/14/86			BM. NO.
			489 D
ELEV. BASED ON B.M. NO. 476-T			

DATE	TYPE	FB. PG.	BY
REVISIONS			



B.M. 489 E
 DNR Disc Stamped C-14
 Off Edge of Pavement
 (0.50' below grade)
 at House No. 7840



SARASOTA COUNTY
 TRANSPORTATION DEPARTMENT
 ENGINEERING DIVISION

**BENCH MARK
 DATA SHEET**

ELEV.

5.37'

BM. NO.

489 E

DATE DRAWN: 6/17/86 BY: WFW

REF: F.B. 264 PG. 42-72 DATE 3/14/86

ELEV. BASED ON B.M. NO. 476-T

DATE	TYPE	FB. PG.	BY

REVISIONS