

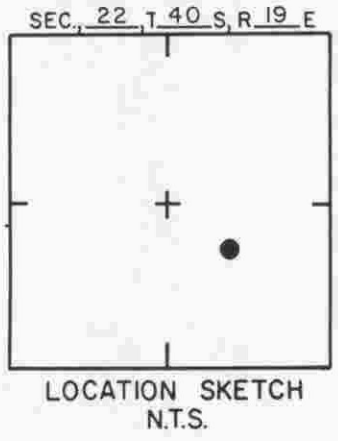
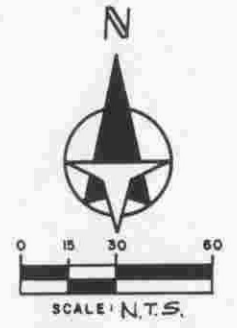
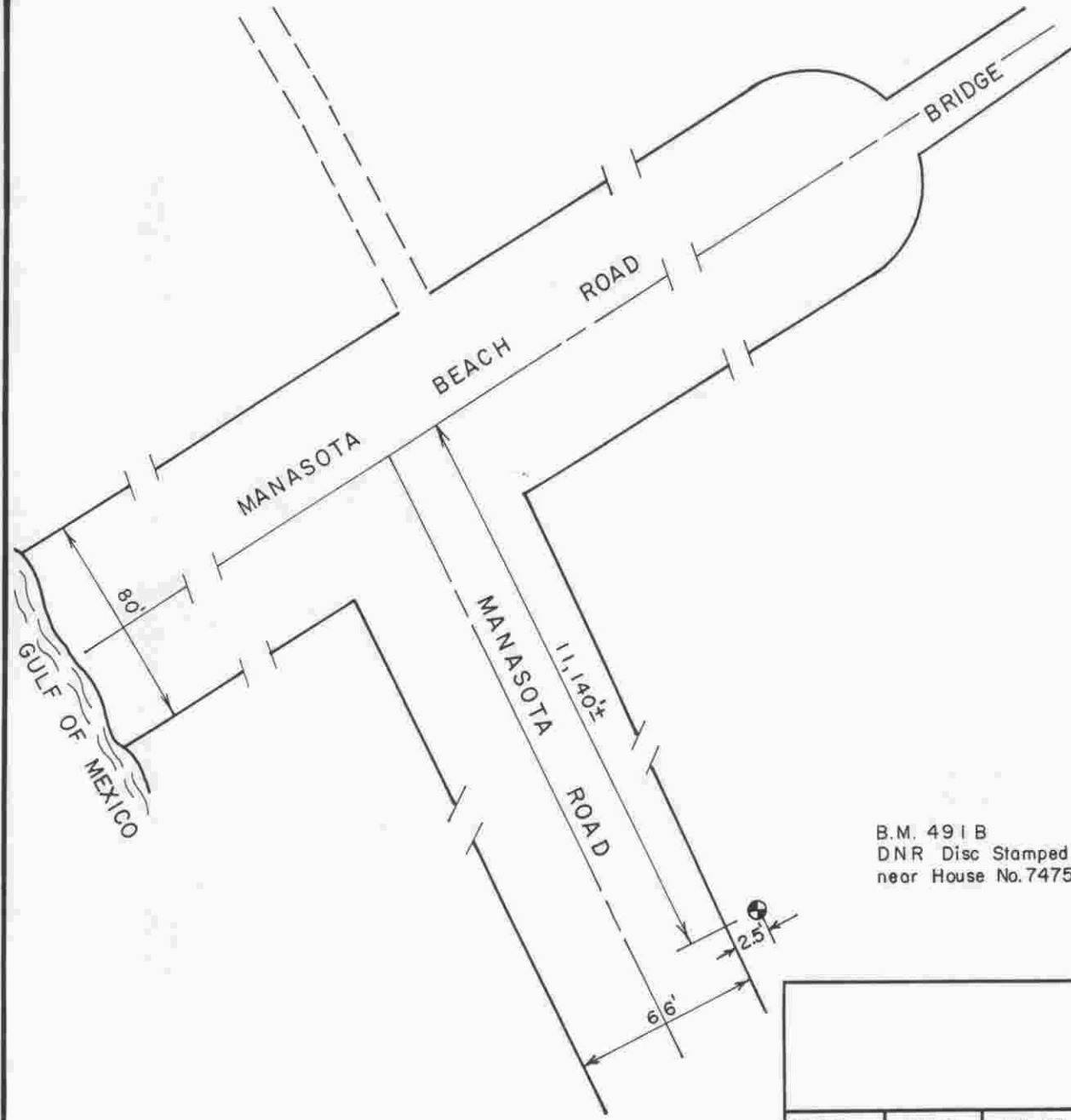
SARCO CM
ADDRESS # 7200
SOUTH PROP LINE

16.7'
6.6'

FEB 1988 REVISED SKETCH PER RAY P. RJJ
Relocated & Revised Elevation
3-14-86

DATE	TYPE	FB. PG.	BY
REVISIONS			

SARASOTA COUNTY TRANSPORTATION DEPARTMENT ENGINEERING DIVISION	
BENCH MARK DATA SHEET	ELEV. 7.18'
DATE DRAWN: 3/18/86 BY: WFW	BM. NO. 491 A
REF: FB. 264 PG. 42-72 DATE 3-14-86	
ELEV. BASED ON BM. NO. 476 T	



B.M. 491 B
DNR Disc Stamped C15-B
near House No. 7475

SARASOTA COUNTY
TRANSPORTATION DEPARTMENT
ENGINEERING DIVISION

**BENCH MARK
DATA SHEET**

ELEV.

6.91'

BM. NO.

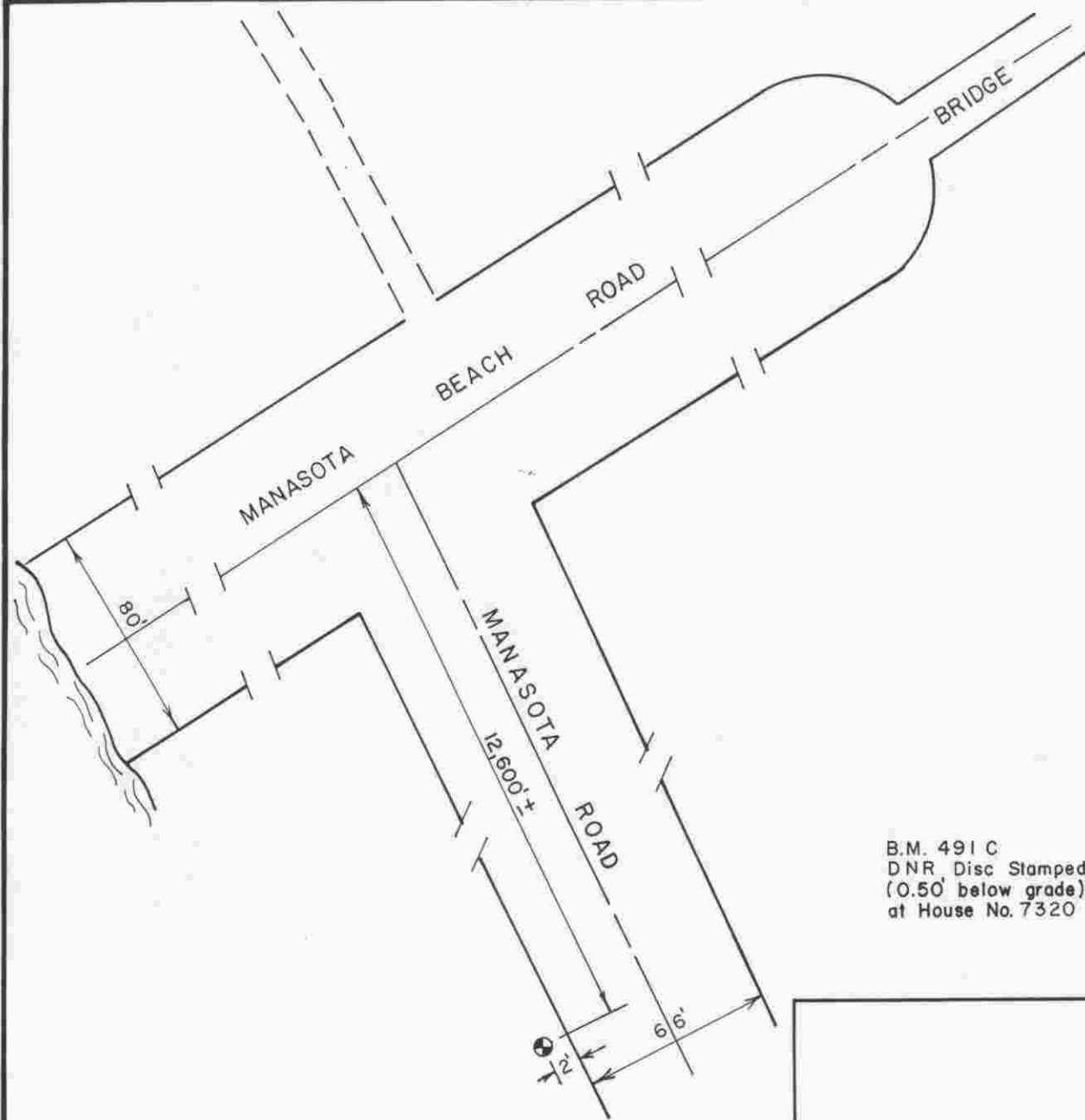
491 B

DATE DRAWN: 6/18/86 BY: WFW

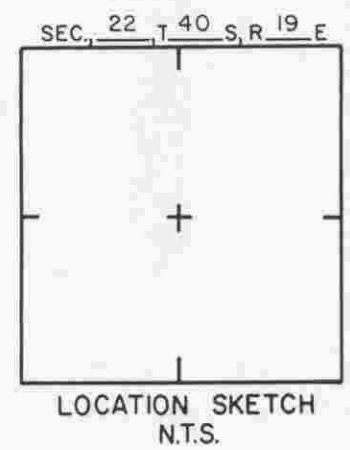
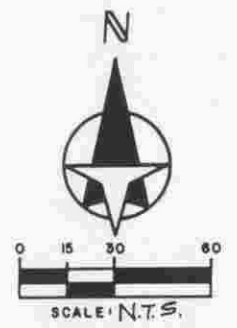
REF: FB. 264 PG. 42-72 DATE 3/14/86

ELEV. BASED ON B.M. NO. 476-T

DATE	TYPE	FB. PG.	BY
REVISIONS			



B.M. 491 C
 DNR Disc Stamped C16
 (0.50' below grade)
 at House No. 7320



SARASOTA COUNTY
 TRANSPORTATION DEPARTMENT
 ENGINEERING DIVISION

**BENCH MARK
 DATA SHEET**

ELEV.

8.57'

BM. NO.

491 C

DATE DRAWN: 6/18/86 BY: WFW

REF: FB. 264 PG. 42-72 DATE 3/14/86

ELEV. BASED ON B.M. NO. 476-T

DATE	TYPE	F.B. PG.	BY
REVISIONS			