

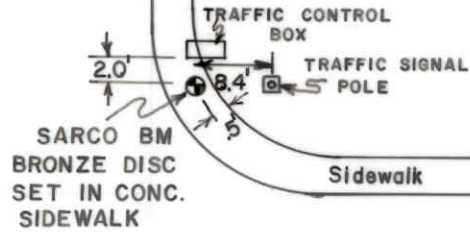
LOCATION SKETCH
N.T.S.

SARASOTA COUNTY
TRANSPORTATION DEPARTMENT
ENGINEERING DIVISION

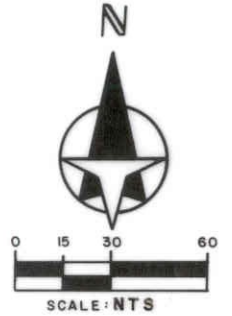
BENCH MARK DATA SHEET		ELEV.
		19.681'
DATE DRAWN: 5-3-88 BY: RJJ		BM. NO.
REF: F.B. 265 PG. 65 DATE: 12-22-87		60C
ELEV. BASED ON B.M. NO. 56		

REVISIONS			
DATE	TYPE	F.B. PG.	BY

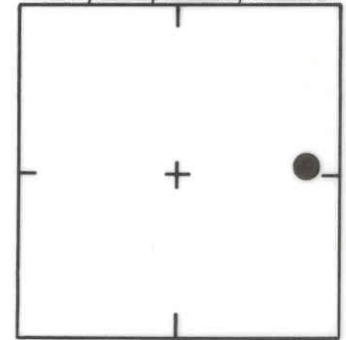
Mc INTOSH ROAD



WEBBER STREET



SEC. 34, T. 36, S. R. 18 E



LOCATION SKETCH
N.T.S.

SARASOTA COUNTY
TRANSPORTATION DEPARTMENT
ENGINEERING DIVISION

BENCH MARK
DATA SHEET

ELEV.

26.666'

BM. NO.

60D

DATE DRAWN: 5-3-88

BY: RJJ

REF: F.B. 265

PG. 65

DATE 12/22/87

ELEV. BASED ON BM. NO. 56

DATE	TYPE	F.B. PG.	BY
REVISIONS			