

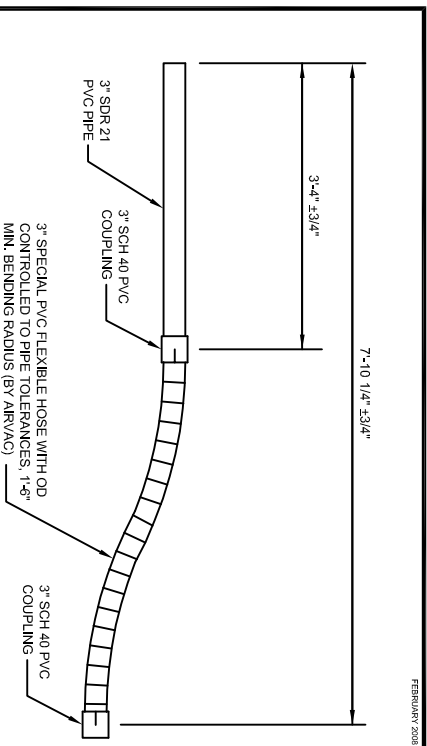
STANDARD VALVE PIT ORIENTATION

N.T.S.

STANDARD DETAIL NO. VP-2F

AIRVAC
VACUUM DETAIL

FEBRUARY 2008



STANDARD VALVE PIT ORIENTATION

N.T.S.

STANDARD DETAIL NO. VP-2F

AIRVAC
VACUUM DETAIL

FEBRUARY 2008

INITIAL INSTALLATION - TO INSURE PROPER ALIGNMENT.

1. FLEXIBLE CONNECTOR LENGTH MAY NOT BE ALTERED. DO NOT CUT PVC PIPE OR THE FLEXIBLE HOSE.
2. INSERT BEVELED END INTO THE ALIGNMENT PORT ON THE VALVE PIT. PUSH FLEXIBLE CONNECTOR ALL THE WAY TO THE 3" SUCTION ELBOW IN THE VALVE PIT.
3. TO INSURE PROPER ALIGNMENT, CONNECT THE BEVELED END TO THE 3" SUCTION ELBOW USING A TEMPORARY SLIP COUPLING. DO NOT GLUE THIS COUPLING.

AFTER VALVE PIT INSTALLATION IS COMPLETED - TO ALLOW FOR VACUUM TESTING

1. AFTER THE VALVE PIT INSTALLATION IS COMPLETE, INCLUDING BACKFILL, REMOVE TEMPORARY PVC COUPLING AND CUT THE PVC PIPE TO THE CENTER OF THE VALVE PIT ±1". GLUE 3" PVC CAP ONTO END OF PVC PIPE.
2. DO NOT CONDUCT MAIN LINE VACUUM TESTING UNTIL THE TEMPORARY COUPLING HAS BEEN REMOVED AND THE PVC CAP GLUED ON.

SEE AIRVAC INSTALLATION INSTRUCTIONS FOR ADDITIONAL DETAILS

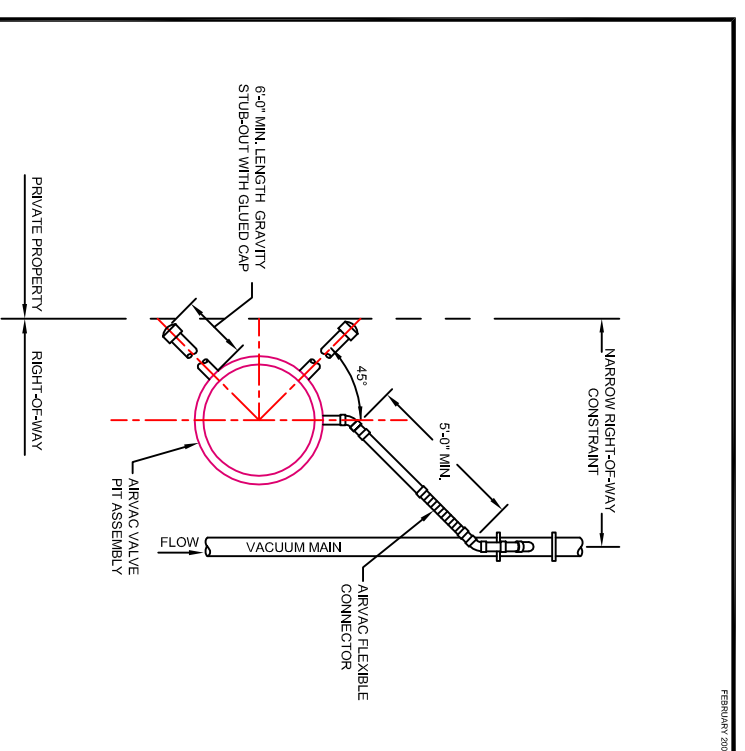
AIRVAC FLEXIBLE CONNECTOR

N.T.S.

STANDARD DETAIL NO. VP-3F

AIRVAC
VACUUM DETAIL

FEBRUARY 2008



VALVE PIT IN NARROW RIGHT-OF-WAY

N.T.S.

STANDARD DETAIL NO. VP-8F

AIRVAC
VACUUM DETAIL

FEBRUARY 2008




FUTURE DETAIL

N.T.S.

STANDARD DETAIL NO. VP-2F

AIRVAC
VACUUM DETAIL

FEBRUARY 2008




FUTURE DETAIL

N.T.S.

STANDARD DETAIL NO. VP-8F

AIRVAC
VACUUM DETAIL

FEBRUARY 2008



FUTURE DETAIL

N.T.S.

STANDARD DETAIL NO. VP-3F

AIRVAC
VACUUM DETAIL

FEBRUARY 2008

AIRVAC
VACUUM DETAIL

INDICATOR OF THE RECEIPT OF THIS DOCUMENT. THE REQUIREMENTS NOT TO REPRODUCE OR TRANSMIT THIS DOCUMENT AND/OR THE INFORMATION THEREIN CONTAINED IN WHOLE OR IN PART OR TO SUFFER SUCH ACTION BY OTHER, FOR ANY PURPOSE EXCEPT WITH THE WRITTEN PERMISSION OF AIRVAC, INC. AND FURTHER AGREES TO SURRENDER SAME TO AIRVAC, INC. UPON DEMAND.

NO.	1	REVISED FLEX CONN. DETAIL
REVISIONS		
DATE	11-4-09	

TITLE

VALVE PIT DETAILS (2) - 3 PIECE PITTS

SHEET NO.

SD-2F